

## PRODUCT DATA SHEET

### P/N: 51-C<sub>A</sub>C<sub>B</sub>T-FCD-LL

### BRETELLE OTTICHE STANDARD


#### Caratteristiche

Connettori ST, SC, FC, LC  
 Singolo modo: OS1, OS2 (G652D), G655 e G657.A1  
 Multi modo: OM1, OM2, OM3 e OM4  
 Simplex o Duplex  
 PC o APC  
 Cavi 0.9 (buffered), 1.6 e 2.0 e 3.0 mm dielettrici, oppure  
 3.0 mm rinforzati con armatura elicoidale in acciaio inox  
 Guaina zero alogeni (LSZH)  
 Conformi alle norme IEC e GR-326-CORE



#### Vantaggi

Disponibili in ogni configurazione di connettori, cavo, fibra e lunghezza  
 Connessione di qualità ed affidabilità nel tempo  
 Collaudo all'unità, risultati delle misure riportate sull'imballo  
 Consegna rapida





#### CODIFICA DEI PRODOTTI

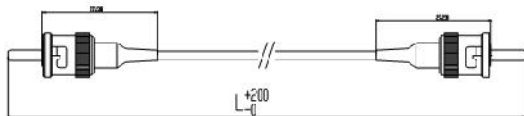
<b>51</b>	-	<b>C<sub>A</sub></b>	<b>C<sub>B</sub></b>	<b>T</b>	-	<b>F</b>	<b>C</b>	<b>D</b>	-	<b>LL</b>
-----------	---	----------------------	----------------------	----------	---	----------	----------	----------	---	-----------

Connettore lato A	Connettore lato B	Cavo e lappatura	Fibra	Colore Guaina	Sezione Cavo	Lunghezza (metri)
1: ST 2: SC 3: FC 4: LC 7: SC/APC 8: FC/APC 9: LC/APC	0: pigtail 1: ST 2: SC 3: FC 4: LC 7: SC/APC 8: FC/APC 9: LC/APC	0: Simplex 1: Duplex	0: OS1 1: OM1 2: OM2 3: OM3 4: OM4 6: G652D 7: G655 8: G657.A1	1: bianca 2: blu 3: arancio 4: gialla 5: azzurra 6: grigia	0: 0.9 mm 1: 2.0 mm 2: 3.0 mm 3: 1.6 mm 4: Rinforzato	-H: ½ metro  Esempi: 03: 3 m 48: 48 m 4H: 4.5 m 9H: 9.5 m

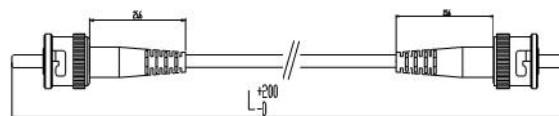
## SPECIFICHE TECNICHE

Caratteristiche generali		PC		APC										
IL - Attenuazione di inserzione (IEC 61300-3-4)	SM	≤ 0.30dB		≤ 0.25dB										
	MM	≤ 0.30dB		≤ 0.30dB										
RL - Attenuazione di riflessione (IEC 61300-3-6)	SM	≤ -45dB		≤ -60dB										
	MM	≤ -35dB		≤ -35dB										
Durata degli accoppiamenti (IEC 61300-2-2, 500 cicli)		ΔIL ≤ 0.15dB, ΔRL ≤ 5dB												
Caratteristiche del cavo														
	Guaina (IEC61034)	Ø cavo mm	Buffer Ø mm	Massa kg/km	Resistenza alla trazione [N]		Schiacciamento N/10cm		Raggio di curvatura (ecc. G657.A1)					
					LSZH	1.6	0.6	2.8	Short term	Long term	Short term	Long term	Short term	Long term
									150	80	500	100	20D	10D
									150	80	500	100	20D	10D
									150	80	500	100	20D	10D
LSZH	3.0 arm	0.9	11.4	500	250	5000	3000	15D 1000 cicli						
	Guaina (IEC61034)	Sezione cavo mm	Buffer Ø mm	Massa kg/km	Resistenza alla trazione [N]		Schiacciamento N/10cm		Raggio di curvatura (ecc. G657.A1)					
					LSZH	1.6x3.4	0.6	4.8	Short term	Long term	Short term	Long term	Short term	Long term
									150	80	500	100	20D	10D
									150	80	500	100	20D	10D
									150	80	500	100	20D	10D
LSZH	3.0x6.2	0.9	12.5	150	80	500	100	20D	10D					
LSZH	3.0 arm	0.9	22.8	500	250	5000	3000	15D 1000 cicli						
Caratteristiche della fibra (G652B-OS1)														
Caratteristica	U.M.		Valore											
Attenuation @1310 nm	dB/km		≤0.38 Max (≤0.35 avg)											
Attenuation @ 1550 nm	dB/km		≤0.25 Max (≤0.22 avg)											
Chromatic dispersion 1285-1330 nm	ps/nm.km		≤3.5											
Chromatic dispersion 550 nm	ps/nm.km		≤18.0											
Zero dispersion wavelength	nm		1300 to 1324											
Zero dispersion slope	ps/nm <sup>2</sup> .km		≤0.092											
Polarization mode dispersion	ps/√km		≤0.20											
Cabled cut-off wavelength	nm		≤1320											
Mode field diameter @ 1310 nm	µm		9.3±0.5											
Core-clad concentricity error	µm		≤0.8											
Cladding non circularity	%		≤1.0											
Cladding diameter	µm		125 ± 1.0											
Coating diameter	µm		245 ± 10											
Caratteristiche della fibra (MM)														
Caratteristica	U.M.		OM1 62.5/125 µm	OM2 50/125 µm	OM3 50/125 µm									
Attenuation @850 nm	dB/km		≤3.0	≤3.0	≤3.0									
Attenuation @ 1300 nm	dB/km		≤1.0	≤1.0	≤1.0									
Bandwidth @ 850 nm	MHz.km		≥200	≥500	≥1500									
Bandwidth @ 1300 nm	MHz.km		≥500	≥500	≥500									
Numeric aperture			0.200±0.015	0.200±0.015	0.200±0.015									
Core diameter	µm		50 ± 2.0	50 ± 2.0	50 ± 2.0									
Core non circularity	%		≤2	≤2	≤2									
Cladding diameter	µm		125 ± 2.0	125 ± 2.0	125 ± 2.0									
Cladding non circularity	%		≤2.0	≤2.0	≤2.0									
Core concentricity error	µm		≤6	≤6	≤6									
Coating diameter	µm		245 ± 10	245 ± 10	245 ± 10									
Specifiche ambientali														
Temperatura operativa	-40° +85°C, RH < 90% non condensing													
Temperatura di immagazzinamento	-40° +85°C, RH < 90%													
Imballo														
Quantità/imballo	1/busta, 10/busta master													

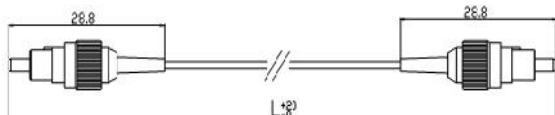
## CONFIGURAZIONE BRETELLE



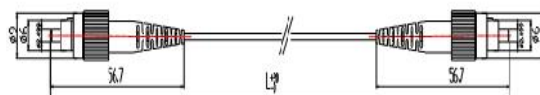
ST/ST 0.9 mm



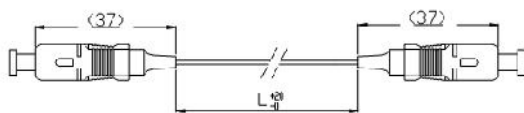
ST/ST 1.6, 2.0 e 3.0 mm



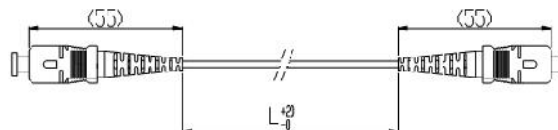
FC/FC 0.9 mm



FC/FC 1.6, 2.0 e 3.0 mm



SC/SC 0.9 mm



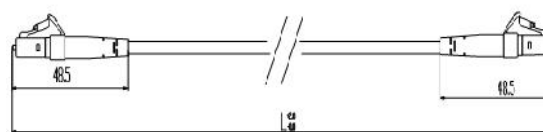
SC/SC 1.6, 2.0 e 3.0 mm



LC/LC 0.9 mm



LC/LC 2.0 mm



LC/LC 3.0 mm